


## Lugged Elbow Extenders


*Finally a solution for extending lugged elbows!*




**Problem...**



**Solved!**




### Instructions for use:




1. Using the provided tap, cut a thread inside the lugged elbow. Taking care to make the thread straight.



2. Use the brush to remove all loose brass from inside the lugged elbow.



3. Apply Red Back Wonderjuice or similar to the 15mm thread of the adaptor.



4. Tighten the extender into the Lugged elbow with the provided Allen Key.